

# **Building Maryland's Community Anchor Institution database**

**Maryland Broadband Mapping Initiative**

**Ardys Russakis, Ashley Buzzeo, Missy Valentino**  
**Center for GIS at Towson University**  
**October 17, 2012**

## Topics

Maryland  
Broadband  
Mapping

Community  
Anchor  
Institution Data

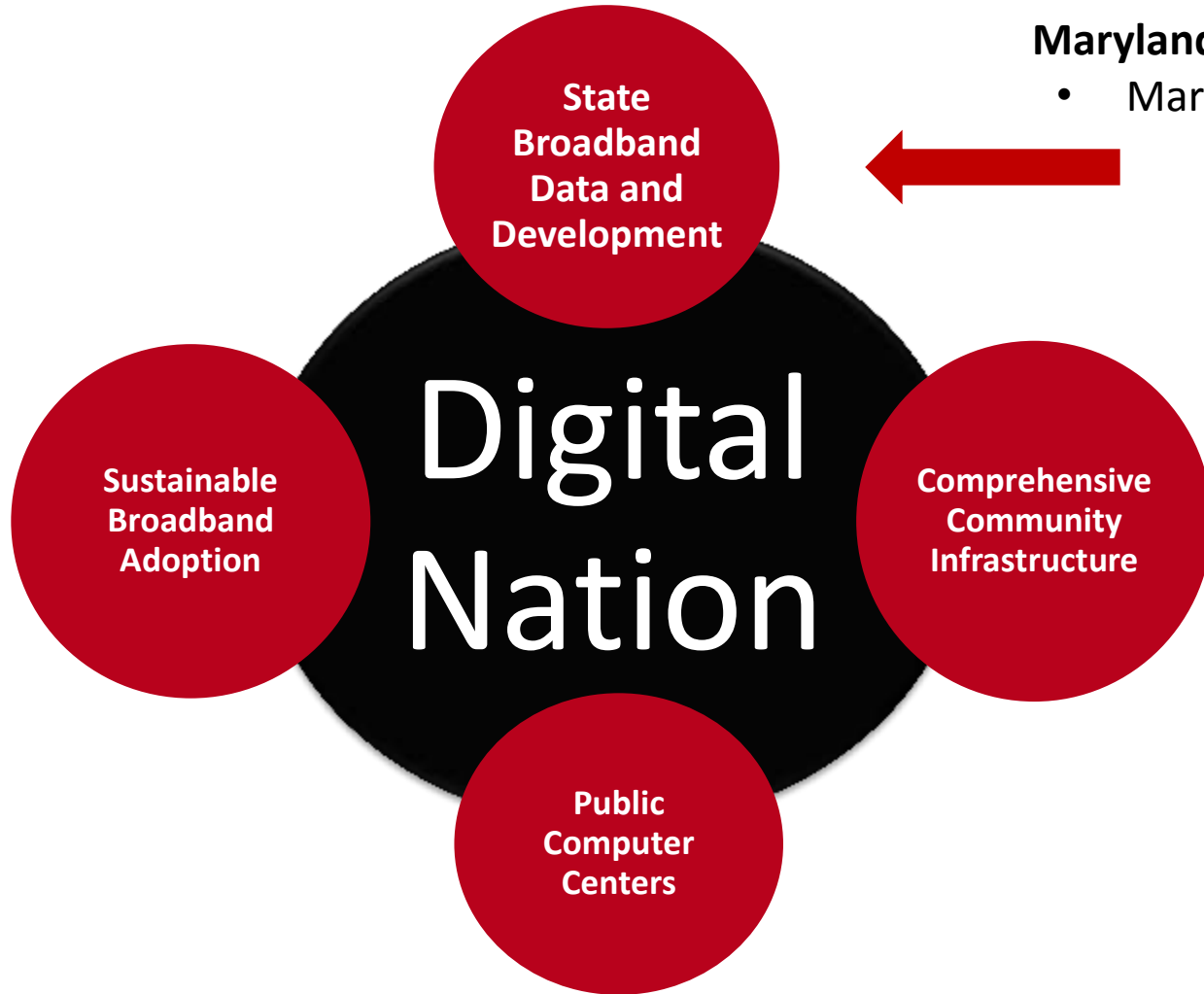
Value to  
Maryland

## **National Goal: *Digital Nation***

**2010: To ensure that all Americans have affordable access to broadband Internet services.**

*“The Internet is an extraordinary platform for innovation, economic growth, and social communication. It has become the backbone of a global digital infrastructure and an integral part of the information economy. “*

## American Recovery and Reinvestment Act



### Maryland's Broadband Mapping Team

- Maryland Broadband Cooperative
  - Towson University
  - Salisbury University

## Maryland Mapping Initiative



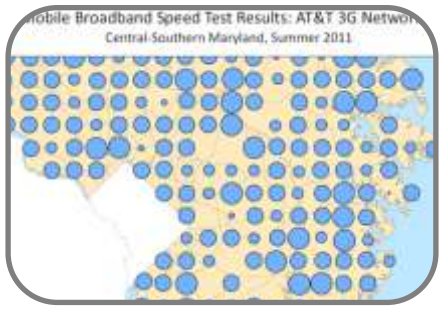

Planning



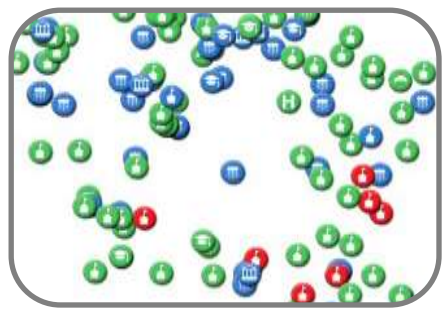
Provider Data



Display



Wireless Data



Community  
Anchor Data

# Community Anchor Institutions

**Libraries**

**Higher  
Education**

**Schools  
K-12**

**Public Safety**

**Community  
Support  
Government**

**Medical**

**Community  
Support Non  
Government**

# NTIA Data Collection Requirements



**Location**

**Broadband Service**

**Technology of Transmission**

**Upload Speed**

**Download Speed**

**Why are we collecting this information?**

**How do we collect and sustain this data?**

## Methodology

1

Define the CAI  
Categories

2

Define the  
subtypes and  
prioritize

3

Determine  
authoritative  
data owners

4

Update  
Cycle





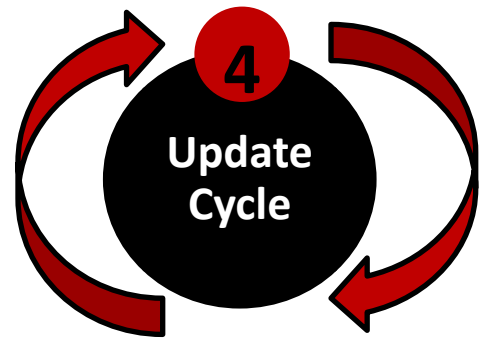
## School

**1** Define the CAI categories

**2** Define the subtype and prioritize

**3** Determine

|                           | Subtype | Priority | Current Number of Facilities |
|---------------------------|---------|----------|------------------------------|
| 1. MSD                    | Public  | 1        | 1446                         |
| 2. Catholic Schools       | Private | 2        | 470                          |
| 3. Each Individual School | Private |          |                              |



### 1 Define the CAI categories

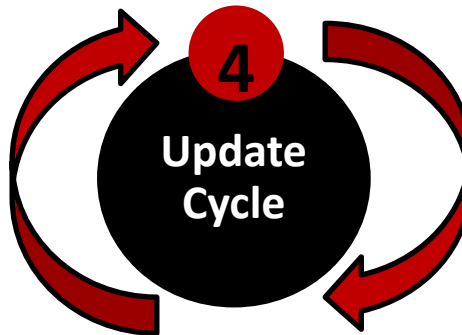
- Facilities that provide access to information resources such as books, periodicals

### 2 Define the subtype and prioritize

### 3

| Subtype | Priority | Current Number of Facilities |
|---------|----------|------------------------------|
|---------|----------|------------------------------|

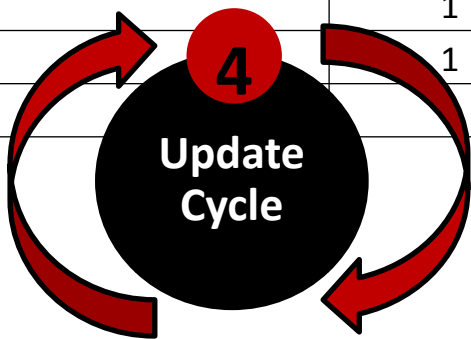
|                                 |   |     |
|---------------------------------|---|-----|
| 1. Public                       |   |     |
| 2. State Librarian              | 1 | 198 |
| 3. Academic Institution         | 2 | 69  |
| 4. Individual facility<br>Other | 3 | 102 |



## Public Safety

- 1 Define the CAI categories**
- 2 Define the subtype and prioritize**
- 3 Determine authoritative data owners**

|   |   |     |
|---|---|-----|
| EMERGENCY SHELTER                             | 1 | 859 |
| 1 County Government                           |   |     |
| FIRE  | 1 | 479 |
| 2 Local Government                            |   |     |
| POLICE  | 1 | 267 |
| 3 State                                       |   |     |
| RESCUE  | 1 | 39  |
| 4 Maryland Emergency Management Agency (MEMA) |   |     |
| CORRECTIONAL FACILITY                         | 1 | 32  |
| 911 CALL CENTER                               | 1 | 19  |
| EOC   | 1 | 11  |
| OTHER   |   | 7   |



## University, college, and other post secondary

### 1 Define the CAI categories

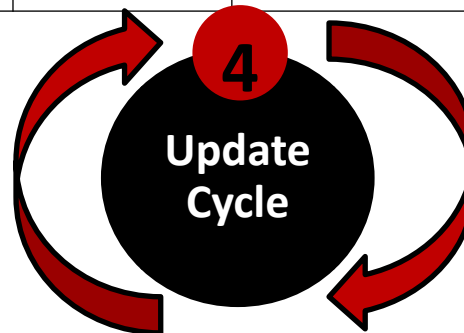
- Public and private colleges and universities that provide education and

### 2 Define the subtype and prioritize

3

| Subtype   | Priority | Current Number of Facilities |
|---|----------|------------------------------|
| Association (MICA)                                    | 2        | 30                           |
| PRIVATE UNIVERSITY/COLLEGE                            |          |                              |
| 2. Maryland Association of Community Colleges - Chief |          |                              |
| PUBLIC COMMUNITY COLLEGE                              | 1        | 47                           |
| Information Officers Affinity Group                   |          |                              |
| PUBLIC UNIVERSITY/COLLEGE                             | 1        | 23                           |
| 3. MDREN, the Maryland Research and Education         |          |                              |
| REGIONAL HIGHER EDUCATION CENTERS                     | 3        | 8                            |
| Network   |          |                              |

### 4. Individual Institutions



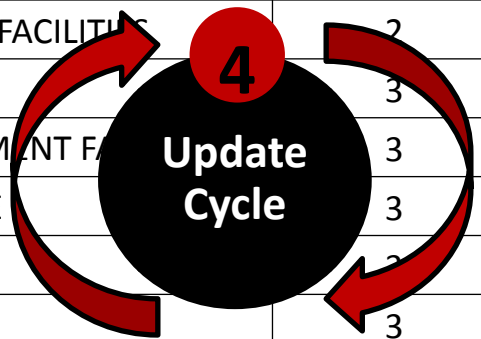
**1 Define the CAI categories**

All licensed medical facilities within the State

**2 Define the subtype and prioritize**

**3 Determine authoritative data owners**

| Subtype  | Priority | Current Number of Facilities |
|--|----------|------------------------------|
| ADULT MEDICAL DAY CARE FACILITIES<br>1. Office of Health Care Quality (OHCQ) | 3        | 124                          |
| ASSISTED LIVING PROGRAMS<br>2. Maryland Healthcare commission (MHCC)         | 3        | 1367                         |
| COMPREHENSIVE AND EXTENDED CARE FACILITIES                                   | 1        | 225                          |
| FREESTANDING AMBULATORY SURGICAL FACILITIES                                  | 2        | 329                          |
| FREESTANDING BIRTHING CENTERS  | 3        | 2                            |
| FREESTANDING MAJOR MEDICAL EQUIPMENT FACILITIES                              | 3        | 225                          |
| LABORATORY - COMMERCIAL REFERENCE  | 3        | 128                          |
| LABORATORY - IN HOSPITAL   | 2        | 55                           |
| LABORATORY - TISSUE BANK   | 3        | 85                           |
| OUTPATIENT PHYSICAL THERAPY CENTERS  | 3        | 90                           |
| PHYSICIANS   | 1        | ---                          |
| RESIDENTIAL TREATMENT CENTERS  | 2        | 9                            |



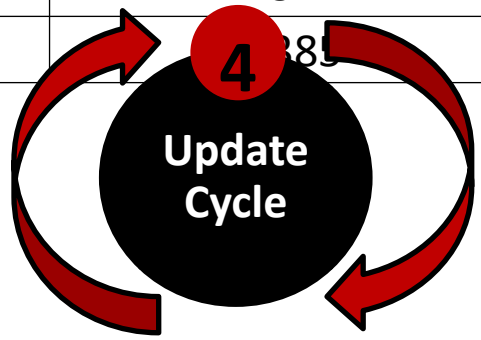
## Other Community Support, Government

**1** Define the CAI categories

**2** Define the subtype and prioritize

**3**

| Subtype | Priority | Current Number of Facilities |
|---------|----------|------------------------------|
| County  | 1        | 488                          |
| Local   | 2        | 524                          |
| State   | 1        | 385                          |



## Other Community Support, Nongovernmental

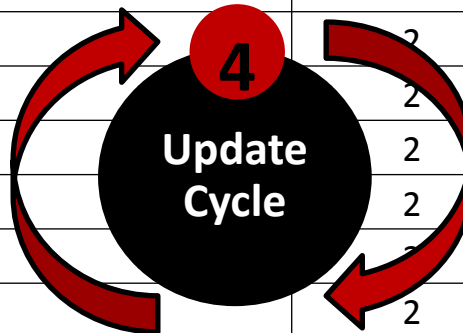
### 1 Define the CAI categories

• Institutions that are non-profit organizations operated by people with a common

### 2 Define the subtype and prioritize

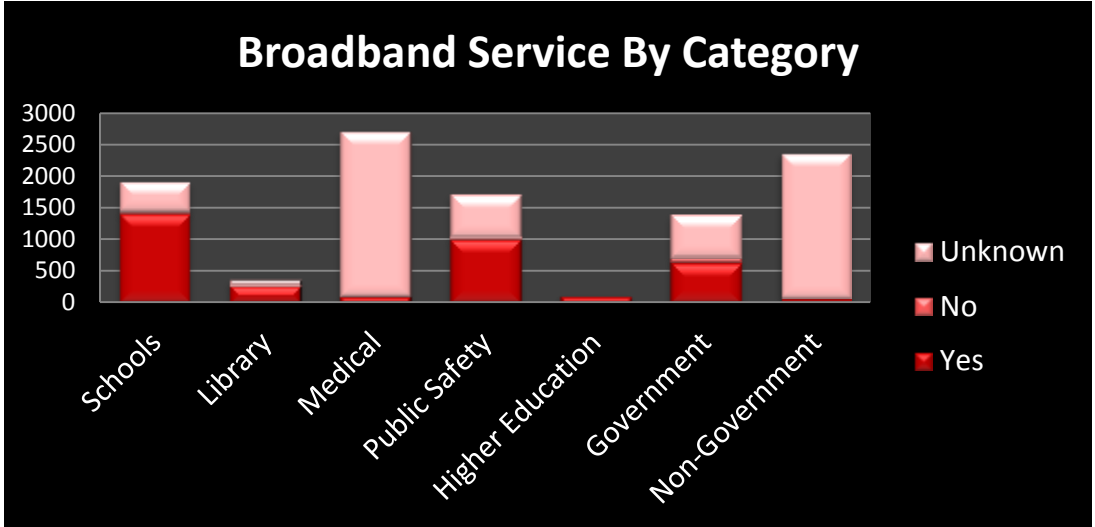
### 3 Determine authoritative data owners

| 1. United Way of Central Maryland | Subtype                                     | Priority | Current Number of Facilities |
|-----------------------------------|---|----------|------------------------------|
| 2. CESAR database                 | BASIC NEEDS                                 | 2        | 831                          |
|                                   | CONSUMER SERVICES                           | 2        | 60                           |
|                                   | CRIMINAL / LEGAL SERVICES                   | 2        | 77                           |
|                                   | EDUCATION                                   | 2        | 152                          |
|                                   | HEALTHCARE                                  | 2        | 13                           |
|                                   | INCOME SUPPORT / EMPLOYMENT                 | 2        | 125                          |
|                                   | INDIVIDUAL / FAMILY LIFE                    | 2        | 73                           |
|                                   | MENTAL HEALTH / SUBSTANCE ABUSE             | 2        | 191                          |
|                                   | ORGANIZATIONAL / COMMUNITY / INT'L SERVICES | 2        | 362                          |



## All Categories

| CAICAT           | Number of Facilities | BB Service  |            |             |                              | Technology of Transmission |             |                       | Download Speeds |             |                            |
|------------------|----------------------|-------------|------------|-------------|------------------------------|----------------------------|-------------|-----------------------|-----------------|-------------|----------------------------|
|                  |                      | Yes         | No         | Unknown     | % Complete Broadband Service | Known                      | Unknown     | % Complete Technology | Known           | Unknown     | % Complete Download Speeds |
| Schools          | 1916                 | 1400        | 33         | 483         | 75%                          | 1522                       | 394         | 79%                   | 741             | 1175        | 39%                        |
| Library          | 369                  | 273         | 0          | 96          | 74%                          | 252                        | 117         | 68%                   | 216             | 153         | 59%                        |
| Medical          | 2705                 | 95          | 0          | 2610        | 4%                           | 22                         | 2683        | 1%                    | 16              | 2689        | 1%                         |
| Public Safety    | 1714                 | 1000        | 31         | 683         | 60%                          | 1295                       | 419         | 76%                   | 752             | 962         | 44%                        |
| Higher Education | 108                  | 96          | 0          | 12          | 89%                          | 89                         | 19          | 82%                   | 85              | 23          | 79%                        |
| Government       | 1398                 | 631         | 81         | 686         | 51%                          | 624                        | 774         | 45%                   | 498             | 900         | 36%                        |
| Non-Government   | 2365                 | 61          | 7          | 2297        | 3%                           | 58                         | 2307        | 2%                    | 45              | 2320        | 2%                         |
| <b>Total</b>     | <b>10575</b>         | <b>3556</b> | <b>152</b> | <b>6867</b> | <b>35%</b>                   | <b>3862</b>                | <b>6713</b> | <b>37%</b>            | <b>2353</b>     | <b>8222</b> | <b>22%</b>                 |





## Value



**Outreach and relationship building**

**Sustainable**

**Flexibility to mold for state needs**

**Data provided by authoritative owners**

**One of a kind GIS database**

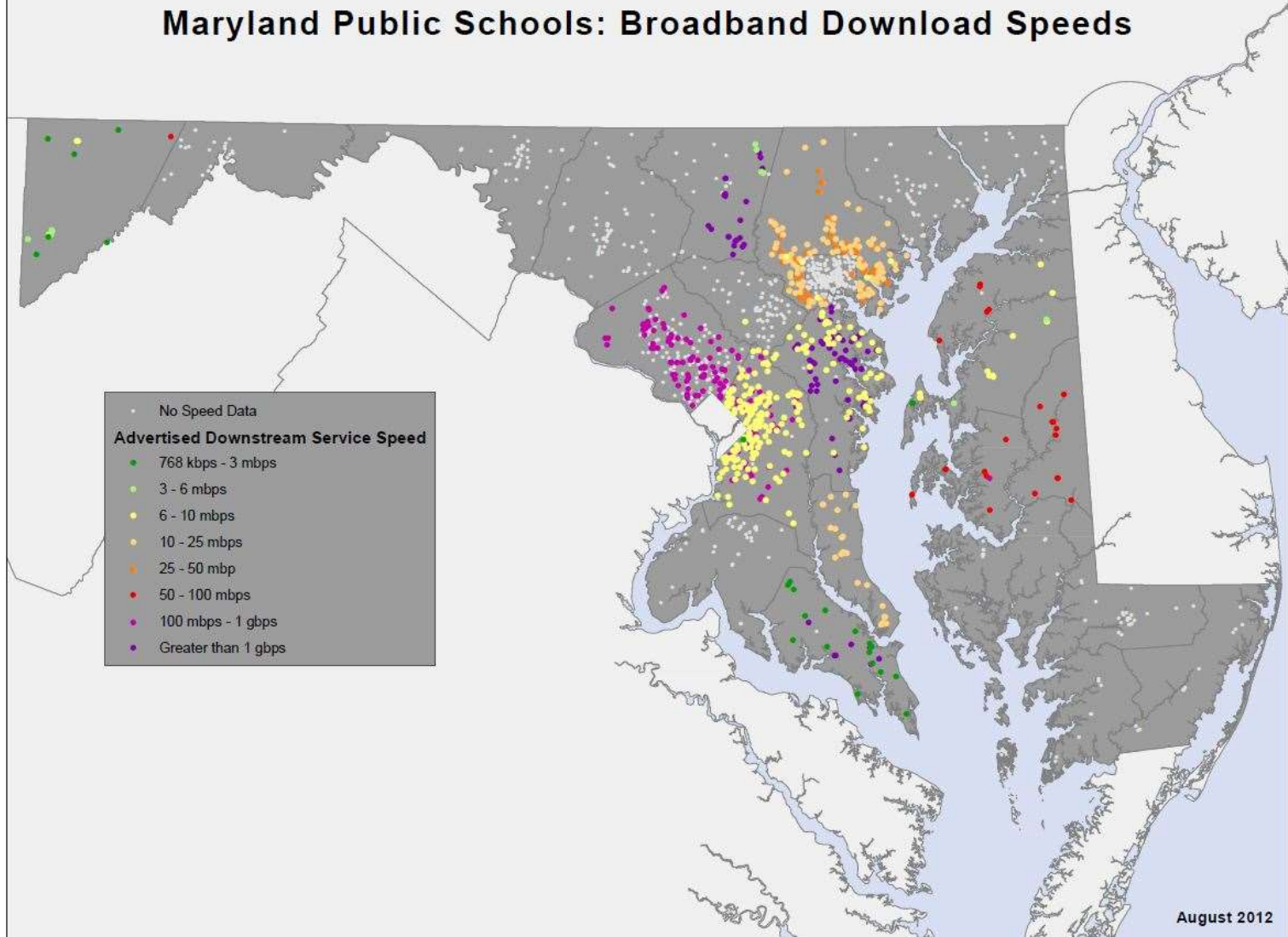
How will you use  
this database?

What information  
is important to  
you?

# MARYLAND

## BROADBAND MAP

### Maryland Public Schools: Broadband Download Speeds



# MARYLAND

## BROADBAND MAP

 **National Broadband Map**  
How connected is my community?

[Permalink](#)  [Short URL »](#)

### Broadband Availability Across Demographic Characteristics

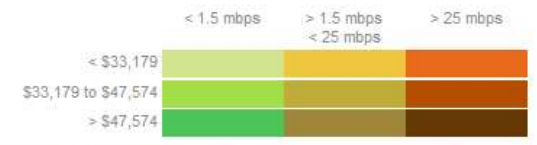
Data as of: 12/31/11

 +2 Recommend this on Google  
 Tweet  Like  1.2k

Displaying population by **income**

[DENSITY](#) [AGE](#) [INCOME](#) [EDUCATION](#)

Median household income



# Questions



**Thank you**

Towson University Center for GIS  
Maryland's Broadband Mapping Team

Ardys Russakis

Ashley Buzzeo

Missy Valentino

[arussakis@towson.edu](mailto:arussakis@towson.edu)

[abuzzeo@towson.edu](mailto:abuzzeo@towson.edu)

[mvalentino@towson.edu](mailto:mvalentino@towson.edu)

<http://mdbroadbandmap.org/>