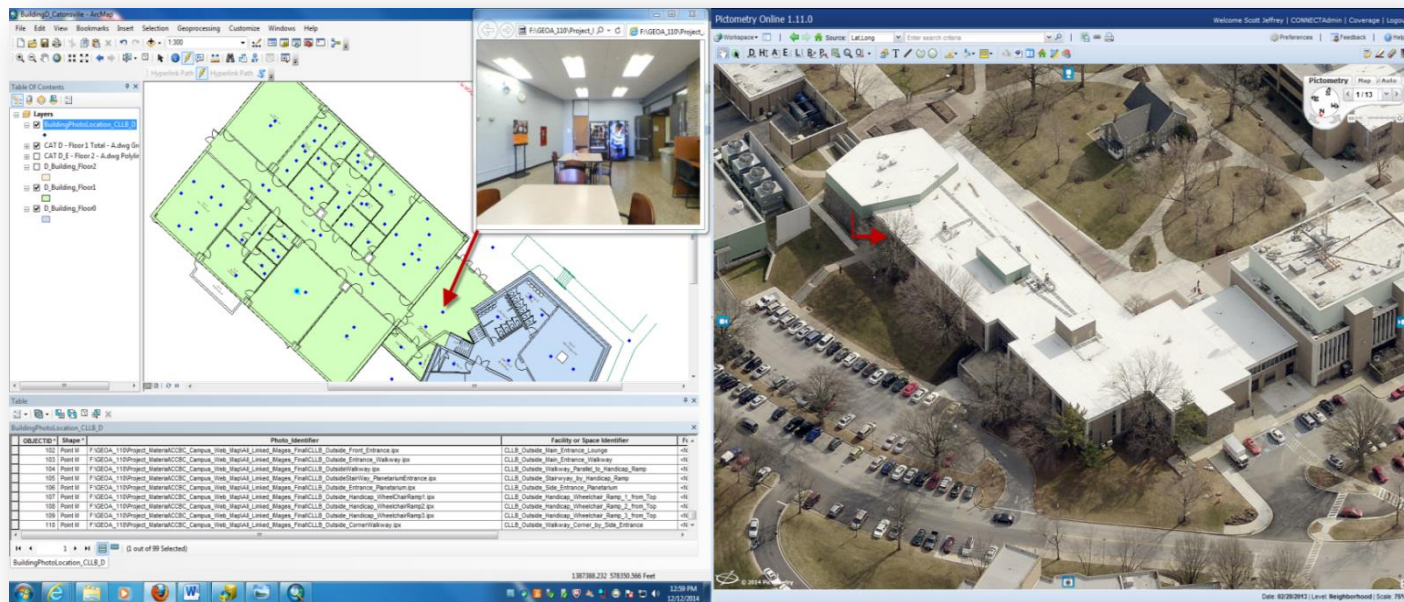


Integrating Pictometry Critical 360° Imagery with Campus Maps



Presenters: Joseph Weinstein and Jonathan Ramos
CCBC Geospatial Applications Program

Background - CCBC Campus Mapping Project

- Phase 1 – Complete (but on-going...)
 - Digitize campus facilities (buildings and grounds)
- Phase 2 – In Progress
 - Obtain 360° imagery of all campus facilities (building interior spaces and grounds)
 - Integrate 360° imagery with existing campus data layers
- Phase 3 – In Development
 - Campus Web Mapping Application
 - Level 1-Open Web Portal – Select access to campus images (unsecured)
 - Level 2-Faculty – Limited access to building imagery
 - Level 3-Room Schedulers – Functional secure access to building imagery
 - Level 4-Facilities and Maintenance - Functional secure access to building and grounds imagery
 - Level 5-Public Safety - Functional secure access to building and grounds imagery connected with live data feeds; linked to BLAZER alert system

Phase 2

- Obtain and Integrate Pictometry Critical 360° Imagery with Existing Campus GIS Data
 - Allow users to identify campus buildings and navigate the interior spaces of those buildings
 - Allow users (with appropriate credentials) access to attribute data and image functionality

CCBC CATONSVILLE



File Edit View Bookmarks Insert Selection Geoprocessing Customize Windows Help

Labeling Fast 1:400 Drawing Arial 10 B I U

Hyperlink Path

Table of Contents

Layers

- ☒ BuildingPhotoLocation_CLLB_D_Floor_1
- ☐ BuildingPhotoLocation_CLLB_D_Floor_2
- ☒ BuildingPhotoLocation_CLLB_D_Floor_0
- ☒ BuildingPhotoLocation_CLLB_E_Floor_1
- ☐ BuildingPhotoLocation_CLLB_E_Floor_2
- ☒ CAT D - Floor 1 Total - A.dwg Group Layer
- ☒ CAT D_E - Floor 2 - A.dwg Polyline
- ☒ D_Building_Floor1
- ☐ D_Building_Floor2
- ☒ D_Building_Floor0
- ☐ E_Building_Floor1
- ☒ E_Building_Floor2

Table

BuildingPhotoLocation_CLLB_D_Floor_1

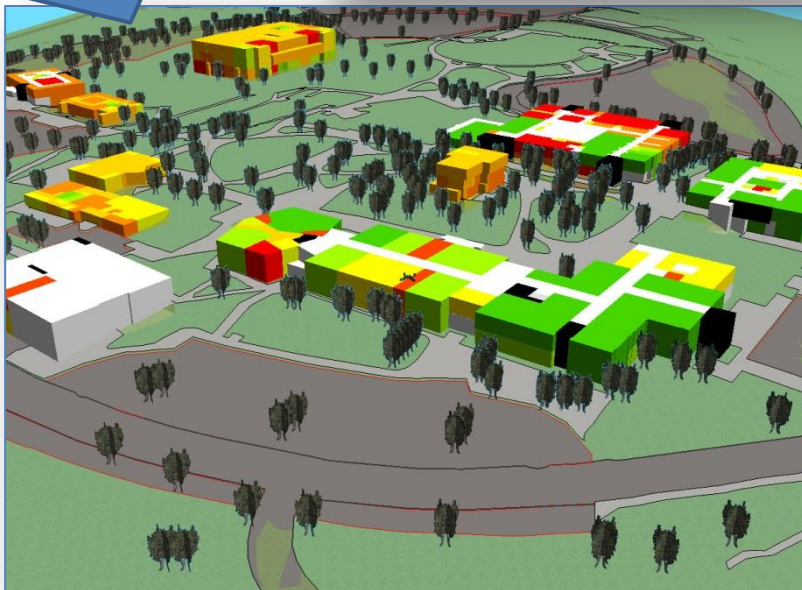
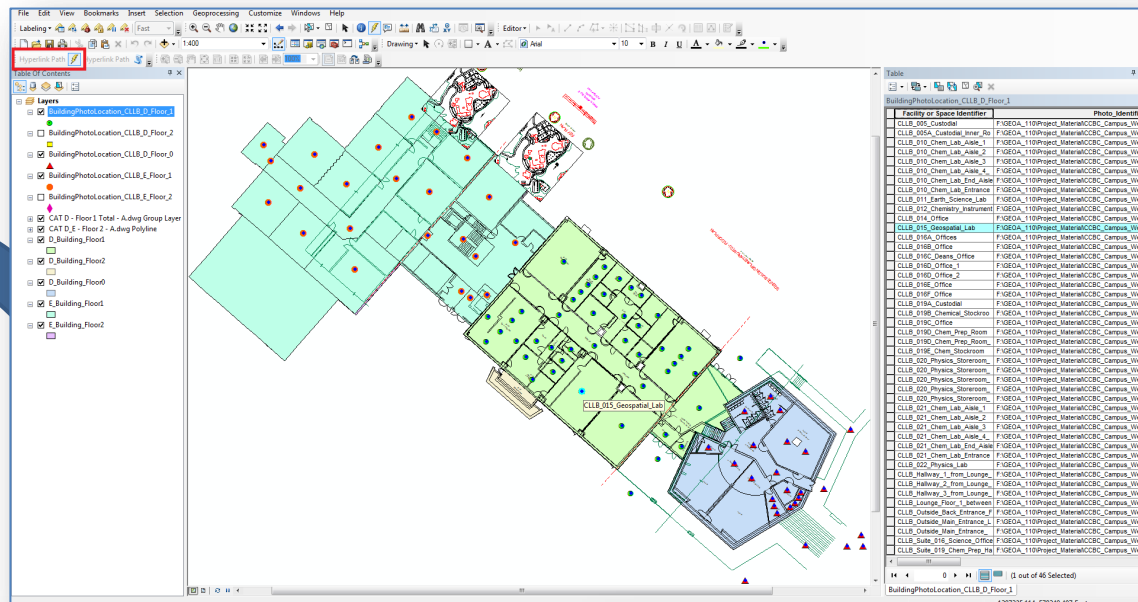
Facility or Space Identifier	Photo_Identifier
CLLB_005_Custodial	FIGEOA_110/Project_Material/CCBC_Campus_Web
CLLB_005A_Custodial_Inner_Ro	FIGEOA_110/Project_Material/CCBC_Campus_Web
CLLB_010_Chem_Lab_Aisle_1	FIGEOA_110/Project_Material/CCBC_Campus_Web
CLLB_010_Chem_Lab_Aisle_2	FIGEOA_110/Project_Material/CCBC_Campus_Web
CLLB_010_Chem_Lab_Aisle_3	FIGEOA_110/Project_Material/CCBC_Campus_Web
CLLB_010_Chem_Lab_Aisle_4	FIGEOA_110/Project_Material/CCBC_Campus_Web
CLLB_010_Chem_Lab_End_Aisle	FIGEOA_110/Project_Material/CCBC_Campus_Web
CLLB_010_Chem_Lab_Entrance	FIGEOA_110/Project_Material/CCBC_Campus_Web
CLLB_011_Earth_Science_Lab	FIGEOA_110/Project_Material/CCBC_Campus_Web
CLLB_012_Chemistry_Instrument	FIGEOA_110/Project_Material/CCBC_Campus_Web
CLLB_014_Office	FIGEOA_110/Project_Material/CCBC_Campus_Web
CLLB_015_Geospatial_Lab	FIGEOA_110/Project_Material/CCBC_Campus_Web
CLLB_016A_Offices	FIGEOA_110/Project_Material/CCBC_Campus_Web
CLLB_016B_Office	FIGEOA_110/Project_Material/CCBC_Campus_Web
CLLB_016C_Deans_Office	FIGEOA_110/Project_Material/CCBC_Campus_Web
CLLB_016D_Office_1	FIGEOA_110/Project_Material/CCBC_Campus_Web
CLLB_016D_Office_2	FIGEOA_110/Project_Material/CCBC_Campus_Web
CLLB_016E_Office	FIGEOA_110/Project_Material/CCBC_Campus_Web
CLLB_016F_Office	FIGEOA_110/Project_Material/CCBC_Campus_Web
CLLB_019A_Custodial	FIGEOA_110/Project_Material/CCBC_Campus_Web
CLLB_019B_Chemical_Stockroo	FIGEOA_110/Project_Material/CCBC_Campus_Web
CLLB_019C_Office	FIGEOA_110/Project_Material/CCBC_Campus_Web
CLLB_019D_Chem_Prep_Room	FIGEOA_110/Project_Material/CCBC_Campus_Web
CLLB_019D_Chem_Prep_Room	FIGEOA_110/Project_Material/CCBC_Campus_Web
CLLB_019E_Chem_Stockroom	FIGEOA_110/Project_Material/CCBC_Campus_Web
CLLB_020_Physics_Storeroom	FIGEOA_110/Project_Material/CCBC_Campus_Web
CLLB_020_Physics_Storeroom	FIGEOA_110/Project_Material/CCBC_Campus_Web
CLLB_020_Physics_Storeroom	FIGEOA_110/Project_Material/CCBC_Campus_Web
CLLB_020_Physics_Storeroom	FIGEOA_110/Project_Material/CCBC_Campus_Web
CLLB_020_Physics_Storeroom	FIGEOA_110/Project_Material/CCBC_Campus_Web
CLLB_021_Chem_Lab_Aisle_1	FIGEOA_110/Project_Material/CCBC_Campus_Web
CLLB_021_Chem_Lab_Aisle_2	FIGEOA_110/Project_Material/CCBC_Campus_Web
CLLB_021_Chem_Lab_Aisle_3	FIGEOA_110/Project_Material/CCBC_Campus_Web
CLLB_021_Chem_Lab_Aisle_4	FIGEOA_110/Project_Material/CCBC_Campus_Web
CLLB_021_Chem_Lab_End_Aisle	FIGEOA_110/Project_Material/CCBC_Campus_Web
CLLB_021_Chem_Lab_Entrance	FIGEOA_110/Project_Material/CCBC_Campus_Web
CLLB_022_Physics_Lab	FIGEOA_110/Project_Material/CCBC_Campus_Web
CLLB_Hallway_1_from_Lounge	FIGEOA_110/Project_Material/CCBC_Campus_Web
CLLB_Hallway_2_from_Lounge	FIGEOA_110/Project_Material/CCBC_Campus_Web
CLLB_Hallway_3_from_Lounge	FIGEOA_110/Project_Material/CCBC_Campus_Web
CLLB_Lounge_Floor_1_between	FIGEOA_110/Project_Material/CCBC_Campus_Web
CLLB_Outside_Back_Entrance_F	FIGEOA_110/Project_Material/CCBC_Campus_Web
CLLB_Outside_Main_Entrance_L	FIGEOA_110/Project_Material/CCBC_Campus_Web
CLLB_Outside_Main_Entrance	FIGEOA_110/Project_Material/CCBC_Campus_Web
CLLB_Suite_016_Science_Office	FIGEOA_110/Project_Material/CCBC_Campus_Web
CLLB_Suite_019_Chem_Prep_Ha	FIGEOA_110/Project_Material/CCBC_Campus_Web

CLLB_015_Geospatial_Lab

BuildingPhotoLocation_CLLB_D_Floor_1


1387235.114 578248.407 East

MSGIC 2015 Winter Quarterly Meeting



Phase 2 Project Tasks

1. Obtain images of all campus interior spaces using a camera with a fisheye lens – 2 images per scene




Phase 2 Project Tasks

2. Stitch the images to create a 360° scene using iPIX Interactive Studio



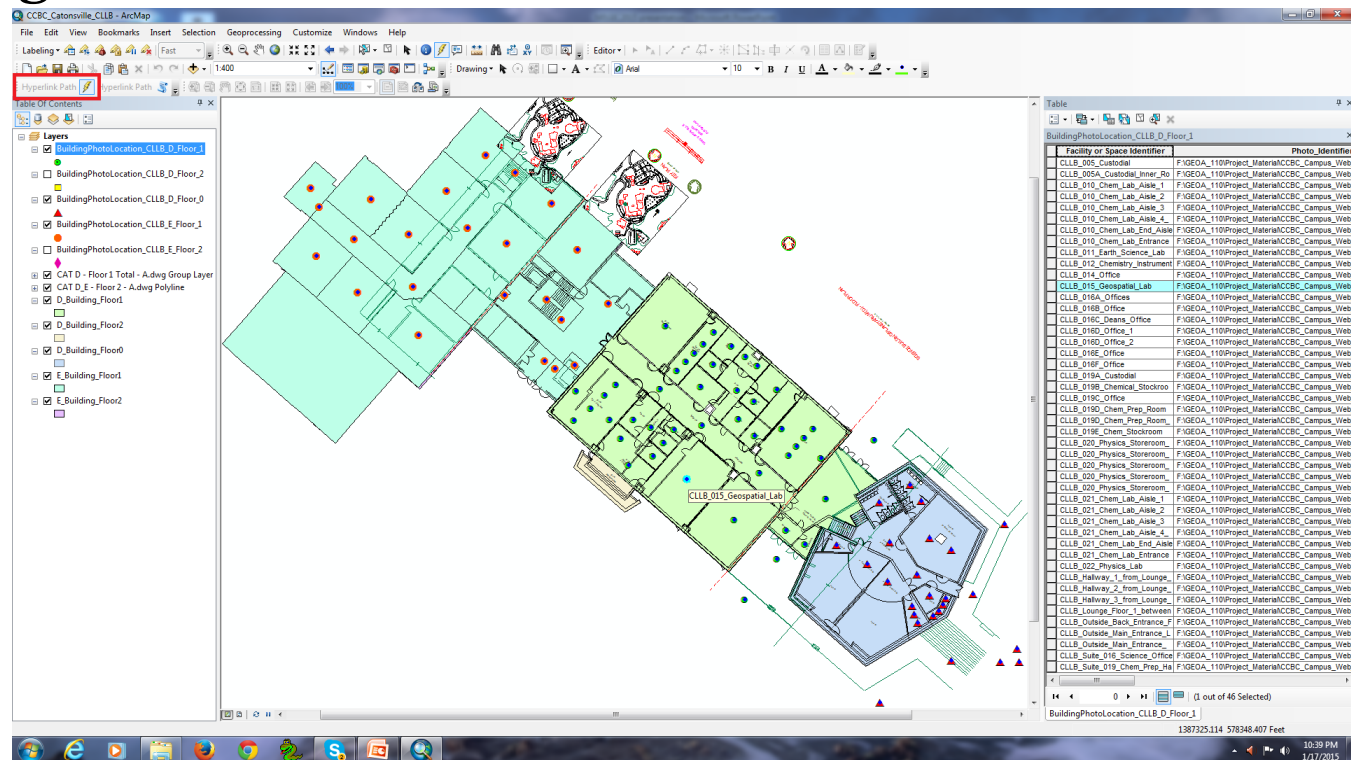
Phase 2 Project Tasks

3. Link the scenes using the i-Linker software



Phase 2 Project Tasks

4. Create an interactive point feature class in the campus geodatabase showing the location of the images that links each point to its appropriate image



MSGIC 2015 Winter Quarterly Meeting

ArcCatalog - K:\GEOA_110\Project_Material\CCBC_Campus_Web_Map\CCBC_Campus_Web_Map_Working\CCBC_Catonsville_Geodatabase.gdb\BuildingPhotoLocation_CLLB_D_Floor_1

File Edit View Go Geoprocessing Customize Windows Help

K:\GEOA_110\Project_Material\CCBC_Campus_Web_Map\CCBC_Campus_Web_Map_Working\CCBC_Catonsville_Geodatabase.gdb\BuildingPhotoLocation_CLLB_D_Floor_1

Catalog Tree

Contents Preview Description

ArcCatalog - K:\GEOA_110\Project_Material\CCBC_Campus_Web_Map\CCBC_Campus_Web_Map_Working\CCBC_Catonsville_Geodatabase.gdb\BuildingPhotoLocation_CLLB_D_Floor_1

File Edit View Go Geoprocessing Customize Windows Help

K:\GEOA_110\Project_Material\CCBC_Campus_Web_Map\CCBC_Campus_Web_Map_Working\CCBC_Catonsville_Geodatabase.gdb\BuildingPhotoLocation_CLLB_D_Floor_1

Catalog Tree

CCBC_Catonsville_Geodatabase.gdb

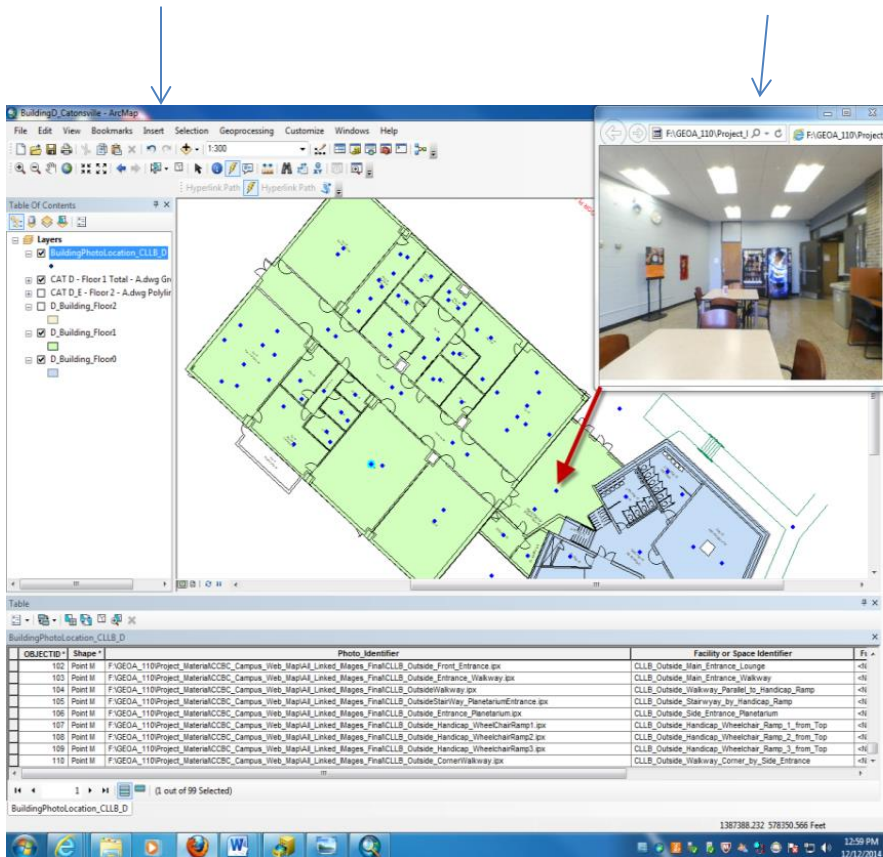
- A_Building
- AF_Building
- AssessmentInformation
- B_Building
- Buildings
- C_Building
- CadastralReference
- CapitalPlanning
- CitizenService
- D_Building
 - BuildingPhotoLocation_CLLB_D_All_Floors
 - BuildingPhotoLocation_CLLB_D_Floor_0
 - BuildingPhotoLocation_CLLB_D_Floor_1**
 - BuildingPhotoLocation_CLLB_D_Floor_2
 - D_Building_Floor0
 - D_Building_Floor0Anno312
 - D_Building_Floor0Anno625

Contents Preview Description

OBJECTID*	Shape*	FACILITYKEY	Photo_Identifier
1	Point M	CLLB_011_Earth_Science_Lab	F:\GEOA_110\Project_Material\CCBC_Campus_Web_Map\All_Linked_Mages_Final\CLLB_011_EarthScienceLab.jpg
2	Point M	CLLB_015_Geospatial_Lab	F:\GEOA_110\Project_Material\CCBC_Campus_Web_Map\All_Linked_Mages_Final\CLLB_015_GeospatialLab.jpg
3	Point M	CLLB_019D_Chem_Prep_Room	F:\GEOA_110\Project_Material\CCBC_Campus_Web_Map\All_Linked_Mages_Final\CLLB_019D_Chem_Prep_Room_Aisle_2.jpg
4	Point M	CLLB_019D_Chem_Prep_Room_2nd_Aisle	F:\GEOA_110\Project_Material\CCBC_Campus_Web_Map\All_Linked_Mages_Final\CLLB_019D_Chem_Prep_Room_Entrance.jpg
5	Point M	CLLB_Suite_019_Chem_Prep_Hallway	F:\GEOA_110\Project_Material\CCBC_Campus_Web_Map\All_Linked_Mages_Final\CLLB_Suite_019ChenPrepHallway.jpg
6	Point M	CLLB_019C_Office	F:\GEOA_110\Project_Material\CCBC_Campus_Web_Map\All_Linked_Mages_Final\CLLB_019C_Diane_Winters'_Office.jpg
7	Point M	CLLB_019B_Chemical_Stockroom	F:\GEOA_110\Project_Material\CCBC_Campus_Web_Map\All_Linked_Mages_Final\CLLB_019B_Chem_Stock_Room.jpg
8	Point M	CLLB_019A_Custodial	F:\GEOA_110\Project_Material\CCBC_Campus_Web_Map\All_Linked_Mages_Final\CLLB_019A_Custodial.jpg
9	Point M	CLLB_Hallway_1_from_Lounge_by_Room_011_Floor_1	F:\GEOA_110\Project_Material\CCBC_Campus_Web_Map\All_Linked_Mages_Final\CLLB_Hallway_1L_byGeospatial.jpg
10	Point M	CLLB_Hallway_2_from_Lounge_by_Room_011_Floor_1	F:\GEOA_110\Project_Material\CCBC_Campus_Web_Map\All_Linked_Mages_Final\CLLB_Hallway2_1L_bygeospatial.jpg
11	Point M	CLLB_Hallway_3_from_Lounge_by_Room_011_Floor_1	F:\GEOA_110\Project_Material\CCBC_Campus_Web_Map\All_Linked_Mages_Final\CLLB_Hallway3_1Lbygeospatial.jpg
12	Point M	CLLB_012_Chemistry_Instrumentation_Room	F:\GEOA_110\Project_Material\CCBC_Campus_Web_Map\All_Linked_Mages_Final\CLLB_012_ChemistryInstrumentationRoom.jpg
13	Point M	CLLB_014_Office	F:\GEOA_110\Project_Material\CCBC_Campus_Web_Map\All_Linked_Mages_Final\CLLB_014_Scott_Jeffrey's_Office.jpg
14	Point M	CLLB_016F_Office	F:\GEOA_110\Project_Material\CCBC_Campus_Web_Map\All_Linked_Mages_Final\CLLB_016F_Douglas_Frantz's_Office.jpg
15	Point M	CLLB_Suite_016_Science_Office_Hallway	F:\GEOA_110\Project_Material\CCBC_Campus_Web_Map\All_Linked_Mages_Final\CLLB_Suite_016.jpg
16	Point M	CLLB_Lounge_Floor_1_between_Labs_and_Floor_0	F:\GEOA_110\Project_Material\CCBC_Campus_Web_Map\All_Linked_Mages_Final\CLLB_Lower_Lounge_LectureHall.jpg
17	Point M	CLLB_005A_Custodial_Inner_Room	F:\GEOA_110\Project_Material\CCBC_Campus_Web_Map\All_Linked_Mages_Final\CLLB_005A_Custodial_Backroom.jpg
18	Point M	CLLB_005_Custodial	F:\GEOA_110\Project_Material\CCBC_Campus_Web_Map\All_Linked_Mages_Final\CLLB_005A_Custodial.jpg
19	Point M	CLLB_016A_Offices	F:\GEOA_110\Project_Material\CCBC_Campus_Web_Map\All_Linked_Mages_Final\CLLB_016A_Office.jpg
20	Point M	CLLB_016C_Deans_Office	F:\GEOA_110\Project_Material\CCBC_Campus_Web_Map\All_Linked_Mages_Final\CLLB_016C_Deans_Office.jpg
21	Point M	CLLB_016B_Office	F:\GEOA_110\Project_Material\CCBC_Campus_Web_Map\All_Linked_Mages_Final\CLLB_016B_Office.jpg
22	Point M	CLLB_016E_Office	F:\GEOA_110\Project_Material\CCBC_Campus_Web_Map\All_Linked_Mages_Final\CLLB_016E_Office.jpg
23	Point M	CLLB_022_Physics_Lab	F:\GEOA_110\Project_Material\CCBC_Campus_Web_Map\All_Linked_Mages_Final\CLLB_022_Physics_Lab.jpg
24	Point M	CLLB_020_Physics_Storeroom_Back	F:\GEOA_110\Project_Material\CCBC_Campus_Web_Map\All_Linked_Mages_Final\CLLB_109S_PhysicsStoreroom.jpg
25	Point M	CLLB_020_Physics_Storeroom_Cubbie_1	F:\GEOA_110\Project_Material\CCBC_Campus_Web_Map\All_Linked_Mages_Final\CLLB_109S_3fromback.jpg
26	Point M	CLLB_020_Physics_Storeroom_Cubbie_2	F:\GEOA_110\Project_Material\CCBC_Campus_Web_Map\All_Linked_Mages_Final\CLLB_109S_PhysicsStoreroom_2fromback.jpg
27	Point M	CLLB_020_Physics_Storeroom_Cubbie_3	F:\GEOA_110\Project_Material\CCBC_Campus_Web_Map\All_Linked_Mages_Final\CLLB_109S_PhysicsStoreroom1fromback.jpg
28	Point M	CLLB_020_Physics_Storeroom_Back	F:\GEOA_110\Project_Material\CCBC_Campus_Web_Map\All_Linked_Mages_Final\CLLB_109S_PhysicsStoreroom_Back.jpg
29	Point M	CLLB_021_Chem_Lab_Aisle_4_Back	F:\GEOA_110\Project_Material\CCBC_Campus_Web_Map\All_Linked_Mages_Final\CLLB_021_ChemLab_Aisle3.jpg
30	Point M	CLLB_021_Chem_Lab_End_Aisle	F:\GEOA_110\Project_Material\CCBC_Campus_Web_Map\All_Linked_Mages_Final\CLLB_021_ChemLab_EndAisle_Chalkboard.jpg
31	Point M	CLLB_021_Chem_Lab_End_Aisle_Cabinets	F:\GEOA_110\Project_Material\CCBC_Campus_Web_Map\All_Linked_Mages_Final\CLLB_021_ChemLab_EndAisle_Cabinets.jpg
32	Point M	CLLB_010_Chem_Lab_Aisle_1	F:\GEOA_110\Project_Material\CCBC_Campus_Web_Map\All_Linked_Mages_Final\CLLB_010_ChemLabAisle1.jpg

The Application at Work

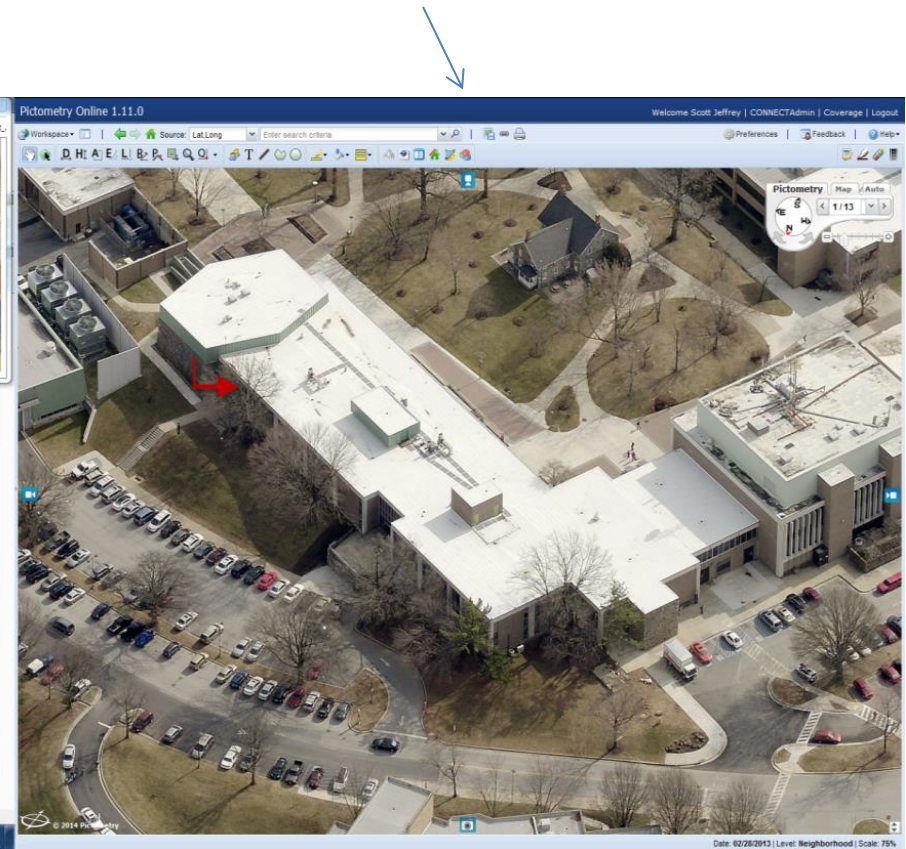
ArcMap



iPIX Viewer



Pictometry



Questions?